



Youth Orchestra | Youth Strings | Junior Strings

The Dayton Philharmonic Orchestra announces auditions for the Dayton Philharmonic Youth Orchestras for the 2021-2022 season.

STEPS TO FOLLOW

1. Visit our website at daytonphilharmonic-youthorchestra.org/auditions to read the eligibility requirements and understand the rehearsal and performance commitments and tuition expectations.
2. Record your video audition and submit it using the online form no later than **May 5, 2021 at 9:00 am**.
3. Results will be communicated the week of June 1, 2021.

ELIGIBILITY

Applicants must be a member of their school band or orchestra playing the same instrument as is played in the Youth Orchestras; some exceptions apply.

Youth Orchestra: Grades 9–12 in Fall 2021
Open to strings, winds, brass, and percussion

Youth Strings: Grades 6–12 in Fall 2021
Open to strings only

Junior Strings: Grades 4–8 in Fall 2021
Open to strings only

Visit our website at daytonphilharmonic-youthorchestra.org/auditions for full eligibility and proficiency requirements.

Musicians can elect to submit a **Double Audition** for DPJS/DPYS and DPYS/DPYO, and the conductors will determine where the student best fits according to their proficiency.

TUITION AND COMMITMENT

Youth Orchestra tuition is \$385. Youth Strings and Junior Strings tuitions are each \$200. Needs-based financial assistance is available thanks to the Dayton Philharmonic Volunteer Association. Tuition assistance for military families is available thanks to Dayton Aerospace, Inc.

The Youth Orchestras require dedication and commitment. Members are expected to attend all rehearsals beginning in September. Orchestras normally rehearse on Sunday afternoons. Youth Orchestra performs concerts in December, March, and May. Youth Strings and Junior Strings each perform concerts in November and March.

CONDUCTORS



Mrs. Kara Camfield
Junior Strings



Dr. Betsey Hofeldt
Youth Strings



Dr. Patrick Reynolds
Youth Orchestra

VIDEO RECORDING TIPS

- Recording on a phone or tablet device is fine.
- You may want to have someone else press the record button for you.
- Record in a neutral acoustic in your home. Not in your closet (not enough echo) and not in your bathroom (too much echo). A living room or other open space should be ok.
- Record when you can have quiet and no interruptions.
- Film in a well-lit space. Make sure there is more light in front of you rather than behind you so you are not back-lit.
- For string instruments, make sure your f-holes are directed toward the video recording device.
- Place the video recording device on a flat surface with microphone area unobstructed.
- Check sound levels to make sure sound is not distorted in loud passages OR inaudible in soft passages.
- It is best to use the rear camera rather than the front facing (selfie) camera as the rear camera is typically a higher resolution.
- Time your solo pieces before you record so you know where to start and stop. You do not have to start at the beginning of your solo piece(s). Your full video must not exceed 8 minutes.

TO SUBMIT YOUR AUDITION

1. Film your video components as described under "Video Component Requirements."
 - a. Your video should be one continuous take with no editing. Film components in the order listed under "Video Component Requirements."
 - b. The camera should remain stationary: no panning, zooming, multiple cameras, fading in/out, etc.
 - c. Place the video recording device so that you, your instrument, and your full range of motion are in the frame at all times. Make sure your music stand does not cover your face, instrument, arms/hands or range of motion.
 - d. Video must not exceed **8 minutes**.
2. Upload your video to YouTube as a public or unlisted video with the title **Student Name_Instrument_DPXX Audition** (ex. Ruth Reveal_Harp_DPYO Audition). Save the link of your audition to submit with your registration form.
3. Submit your audition by completing the registration form here: <https://tinyurl.com/dpyouthauditions>
4. All auditions must be submitted by **Wednesday, May 5, 2021 at 9:00 am**. If you have any technical difficulties uploading your video, please contact the director of the orchestra for which you're auditioning at the email address below.
 - Kara Camfield, Junior Strings Conductor, karacamfield@gmail.com
 - Betsey Hofeldt, Youth Strings Conductor, hofeldte@gmail.com
 - Patrick Reynolds, Youth Orchestra Conductor, dpyoconductor@gmail.com
5. The conductors may reach out to individual students to request more information, live (video call) sight reading, or additional components to the audition.
6. Audition results will be sent the week of June 1, 2021.
7. General inquiries, please contact Ruth Reveal, Director of Education, Dayton Performing Arts Alliance, rreveal@daytonperformingarts.org.

VIDEO COMPONENT REQUIREMENTS

Dayton Philharmonic Junior Strings (DPJS)

1. Two major scales of your choice. Preferred scales for each instrument are indicated below:
 - a. Violin: 2-octave G, B-flat, or C; 1-octave F
 - b. Viola: 2-octave C, 1-octave B-flat or F
 - c. Cello: 2-octave C, 1-octave B-flat or F
 - d. Bass: Your choice
2. 2-3 minute solo (not accompanied)

Dayton Philharmonic Youth Strings (DPYS)

1. Scales as indicated for each instrument. Please demonstrate vibrato on scales. Slur two notes on each scale.
 - a. Violin: Two 3-octave scales (G and A or higher)
 - b. Viola: Two scales that go into 3rd position or higher (2 or 3 octaves)
 - c. Cello: Two scales that go into 4th position or higher (either 2 octaves or 3 octaves)
 - d. Bass: Two scales that go into 4th position or higher
2. Minimum 3-minute solo/concerto or two shorter solos of contrasting style for each instrument as indicated below. Demonstrate vibrato on solo. It is helpful to include contrasting music with samples of lyrical and technical playing.
 - a. Violin: Solo piece equivalent in difficulty to Vivaldi A Minor Violin Concerto or higher
 - b. Viola: Solo piece equivalent in difficulty to Telemann G Major Concerto or higher
 - c. Cello: Solo piece equivalent in difficulty to Beethoven's Minuet in G that demonstrates shifting into higher positions
 - d. Bass: Solo piece should have some shifting into higher positions

Dayton Philharmonic Youth Orchestra (DPYO)

1. 3 to 4-minute video recording. Your recorded audition may include excerpts from a solo, an etude or etudes, or orchestra excerpts. It is recommended that you include contrasting music with samples of lyrical and technical playing.
2. Woodwinds and brass only: A chromatic scale (in light staccato 8th notes at a moderate tempo) demonstrating the practical range of their instrument. String players should not include scales.


Junior Strings (DPJS)/Youth Strings (DPYS) Double Audition

1. Use the instructions for DPYS above.


Youth Strings (DPYS)/Youth Orchestra (DPYO) Double Audition

1. Use the instructions for DPYO above.

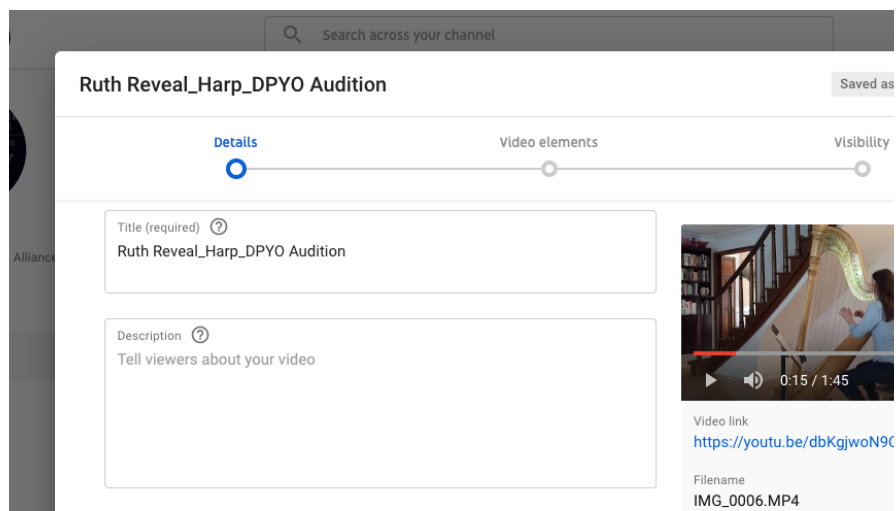
UPLOADING YOUR VIDEO



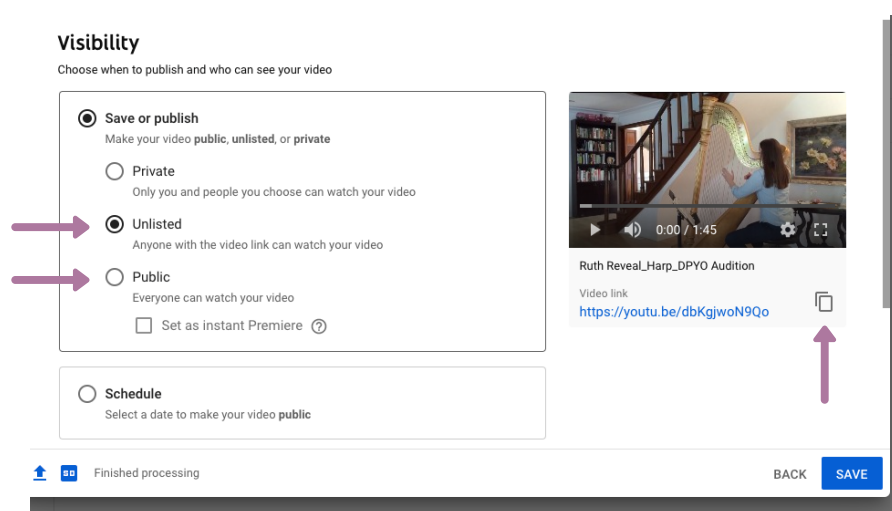
1 Create or login in to your YouTube account.



2 Create a channel and upload your video.



3 Title your video
Student Name_Instrument_DPXX Audition



4 Categorize the video as "Public" or "Unlisted."

5 Save the video and copy the link.
Include the link to your video in your Audition Registration form here: <https://tinyurl.com/dpyouthauditions>
For tips on how to create a YouTube account or channel, visit <https://support.google.com/youtube/answer/1646861?hl=en>